



Rocky Mountain Wa Shonaji Quilt Guild

Washonaji Quilt guild

2016 Board

President: Joanne Walton,
Vice President Programs:
Brenda Ames,
Vice President Membership:
Sandra Coleman,
Secretary: Connie Turner,
Treasurer: Nannette Locke,
Historian: Edith Shelton,
Librarian: Martha Everett,
Newsletter: Pennie Estrada
Parliamentarian: Artie Johnson.

Volunteers have pledged to carry out in a trustworthy and diligent manner all the duties and obligations inherent in their roles as board members. Please support them in any way possible to make their duties easier and our Guild more outstanding.

Committees

Publicity - Susan Morrison
Sunshine and Shadows and Comfort Quilts - Nanci Vaughn
Exhibit Committee - Marcia Walker, Joanne Walton (Mary Lassiter)
Website - Ann Worsencroft and Christine Jacques



Presidents Corner...

It is an honor for me to serve as your president this year. As the Guild celebrates its 22nd year, it is noteworthy to acknowledge *Helen Kearney*, who is the founder of this Guild in. Helen's vision and those of other women who were apart of the beginning of this Guild, I am sure are in awe of all that Wa Shonaji has accomplished over these past 22 years. We are a vital part of the City, County and State of Colorado - and we have much to be proud of.

I hope you are as excited as I am to participate in the programs outlined thus far by our past VP of Programs, *Marcia Walker*. I know that *Brenda Ames*, VP Programs is working diligently to get the remainder of the year programs outlined, and will be paying close attention to what programs you have indicated to her and on your membership form as to what you would like to see implemented this year.

We all (*including members*) took an oath, at the Installation of Officers at the December Luncheon, to fulfill our duties as outlined in our By-Laws. We have a great team of officers and committee members who are up to the challenges and fun-filled activities and programs we will be involved in this year. How exciting to be a part of Rocky Mountain Wa Shonaji Quilt Guild, where our motto is "*Each One Teach One.*"

We welcome out newest members, Joette Keown, Kami Bonafede, DeLois Powell, Cassandra Sewell and Holly Hurd. We also salute our renewing members who continue to be the sustenance of this organization.

Our minutes by *Connie Turner*, are done in a timely manner - be sure to read them; our finances are in order each month , thanks to our treasurer, *Nannette Locke*; membership is already up to 40 +/- members. *Sandra Coleman* is working diligently to get membership packets to new members and our membership cards to all members so we can use them to get our 10% off at Joann Fabrics and also Hancock Fabrics; our Historian *Edith Shelton* has scheduled our documentation by the Colorado Quilting Council for May 14; we have authorized the purchase of new books for the library and I am sure *Karen vonPhul* and *Martha Everett* will have those purchased soon; our Parliamentarian, *Artie Johnson*, has dispersed notebooks to our officers (and soon to committee members) so we can leave copious notes for those who will follow in our footsteps as future officers; *Pennie Estrada* is doing a great job with the newsletter. All she needs from us are articles and pictures to make her job so much easier; our committees are ahead of the game. One exhibit has been completed at the Aurora Municipal Building for the MLK celebration in January, our next venture will be our Trunk Show at the Piecing Partners Quilt Guild - Colorado Springs on May 18th, and then our Annual Exhibit at Blair-Caldwell AA Research Library during the month of August. (*Marcia Walker* and I, along with *Mary Lassiter* are co-chairs); Sunshine and Shadows and Comfort Quilts, under the leadership of *Nanci Vaughn* has been on task; the Website with *Ann Worsencroft* and *Christine Jacques* has been updated and changes made. Thanks to *Tonia Schneider* and *Robin Bean* for their support and help; and Hospitality - *Nanci Vaughn* has shown up at every meeting this year with refreshments and goodies. Our annual Retreat preparations are well underway under the leadership of *Karen vonPhul*. We ride on the shoulder of our past President *Milinda Walker* and count on her for her guidance and support.

So roll up your sleeves, start up your sewing machine and let's move forward this year by learning new techniques and processes as we move along in our sewing and quilting journey.

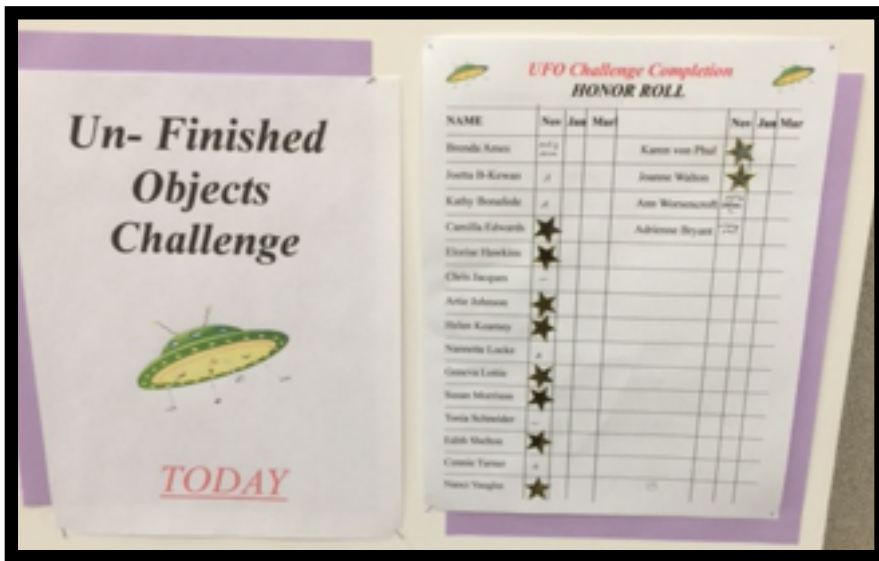
Sewfully,
Joanne Walton, President




Christmas pictures shared from the December 2015 luncheon.



Artist Thomas Lockhart, was invited to participate at the 2015 Christmas luncheon. Mr. Lockhart was unable to join the guild luncheon. Marcia Walker heard that he was going to be at the New Hope art exhibition and took the quilt that she made of a picture he had provided in advance. Mr. Lockhart was surprised to see Marcia and shocked when she gave him the quilt. Although he was unable to attend the Christmas luncheon, Marcia still wanted him to have the quilt. The quilt is a comparison of the art work Mr. Lockhart made.



The show and share portion of the January meeting included the following presentations.



Programs and Workshops 2016

Monthly Schedule to date:

- January 9 – “Beading” (Embellishing your Quilts) – Mary Sharp, Facilitator
- February 6 – “Frayed Edge Quilt” – Ann Worsencroft, Facilitator – Guild Anniversary and Black History Month
- March 5 – “What it Takes to Enter Your Quilt in Competition” – Helen Kearney
- April 2 – ” Zentangles” – Facilitated by Pat Mathes – (Cost of Class \$18.00) Pre-registration required.
- May 7 – “Placid Curves” – Pre-Registration Required (Cost of Class \$25.00)
- May 14 – “Documentation of your Quilts” by the Colorado Quilting Council- Contact Edith Shelton for more information
- June 4 – “Appliqué” – Facilitated by Martha Everett

2016 year started off in January with a workshop on beading. The workshop was titled “Ideas, Tips, Tricks and Tidbits” facilitated by guild member Mary Sharp. Mary has won awards for her beading and brought samples of her work. She shared many of the beautiful projects she quilted while also sharing words of wisdom regarding beading and the calm received while designing your art project as well as the use of various beads to create “your perfect design”

February -"Frayed Edge Quilt" - Facilitated by Ann Worsencroft

Ann shared her expertise in showing guild members how to make a frayed quilt. This was another training session that encouraged anyone who felt challenged in creating their own frayed quilt, feel more comfortable in making the frayed edge quilt.


Washonaji celebrates the following birthdays for the 1st quarter:!

January 11, Margaret Hughes
January 15, Kathy Bonafede
January 28, Shawna Doering
Feb. 8, Pat Moore
Feb. 13, Geneva Lottie
March 05, Joanne Walton
March 14, Milinda Walker
March 18, Carolyn Borwick
March 21, Pennie Estrada
March 25, Susan Morrison
March 28, Mary Lassiter

There was a lot to celebrate in February.

Celebrations included Black History Month, Octogenarians, and the Design Your Lunchbox Challenge.





Our gorgeous Octogenarians pose with their gifts and their well deserved crowns.



The February meeting also celebrated Black History month and the Guild's 22nd anniversary. In January members were reminded and encouraged to bring their lunch in a brown paper bag, shoebox, or other decorated covering. This was to commemorate the time in history when African Americans traveling across the country could not eat at restaurants and had to pack their lunch. Families would pile in their car and travel to visit their relatives.

Susan Morrison and Mary Lassiter were the winners of the "Decorated lunch boxes."



The decision for the winners lunch baskets had to be tough as displayed by some of the competition provided.



<—Standing
on Shoulders

Traveling with
family — —>



The following committee assisted in hanging the Washonaji Quilts at the Aurora Municipal building as part of the Martin Luther King exhibit.





Do you know what to do When Your Bobbin Explodes

Here is some pointers to consider.

1. The tension might be off on your sewing machine. Slightly adjust the tension.
2. Clean the inside of your sewing machine to get out all the dust bunnies and little threads in there.
3. The bobbin may not be inserted into the housing correctly. Take out the bobbin and carefully reinsert it.
4. The threads may not be in the right place. Rethread your sewing machine.
5. The bobbin may not have been wound properly with correct tension. Remove thread from the bobbin and rewind.
6. Make sure you inserted your bobbin to spin in the correct direction. Most sewing machines will have the bobbin spin clockwise, but refer to your owners manual because some machines require a counter-clockwise spin.
7. The tension on the bobbin may not be correct. When the bobbin tension is correct, you should be able to hold the bobbin thread up in one hand and the bobbin will descend a few inches and stop. If the bobbin instantly drops all the way to the floor or table, the bobbin tension is too loose. If this is the case, use the small screw on the side of the case to tighten it. If it doesn't descend at all, it's too tight. Adjust the little screw on the casing to loosen the tension. Remember Lefty Loosey, Righty Tightly.
8. Change your needle. Sometimes needles get a bend or a slight bur and need to be replace. Sewing needles should be replaced after 4-6 hours of sewing.
9. Try using a different type of thread. Threads are made from natural and synthetic materials and some machines just don't play well with some types of threads.
10. Make sure your bobbin and needle are the correct size for your sewing machine. Off brand or generic needles and bobbins can easily cause tension problems.
11. Make sure to hold both threads when you start to sew.
12. Always use the same thread on top and bottom.
13. Oil your machine. Sometimes a little oil is all it needs.
14. All else fails, take it to a repair shop. Sewing machines are like cars and they need an occasional tune up.

From: <http://www.craftaholicsanonymous.net/how-to-fix-bobbin-tension> (provided by Joanne Walton)

Good Day Sister Stitchers,

QUILTING by Sindy Rodenmayer has been chosen for 2016 Block of the Month because of its simplicity and simple applique. If you wish to participate, go to:
[http- -fatcatpatterns.com-freepatterns-fcp_nqd.pdf](http://fatcatpatterns.com-freepatterns-fcp_nqd.pdf)
review and download the pattern.

It's a wonderful little wall hanging for that very special spot in your home. Sign-up will be at the February meeting and general instructions will be given at that time. This is a pledge to yourself that you will complete your project and have it ready to be shown at December's Christmas luncheon (2016).

I'm excited for you because I can't believe how simple the project is! You'll be finished in no time .



If you have questions, please contact me.

Artie Johnson

The following provided by Edith Shelton.

DOCUMENTATION AND ANOTHER LABEL FOR YOUR QUILT

If you have a quilt documented, you will receive a special label/patch, like the one below, for that quilt. This patch is one of the important benefits of quilt documentation. It indicates that the quilt owner has given the Colorado Quilt Council (CQC) permission to photograph the quilt, examine and record how the quilt was made and the maker's name, data and history, if available. Once this patch is sewn onto the quilt, future owners will be able to access the information by contacting the documentation committee or researching the internet. Documentation adds value to your quilt. CQC has been documenting Colorado quilts throughout the state since the early 1980's.

COLORADO QUILTING COUNCIL HISTORICAL DOCUMENTATION	
REGISTRY NUMBER	<u>D-WAS 14275</u>
DATE	<u>5-14-11</u>
DO NOT USE HOT IRON OR DRY CLEAN	

Hello Fellow Quilters,

Hope you're getting excited about the retreat. Here is a recap of what I mentioned at the February meeting with a few extra details:

Arrival: November 3, 2016 (for Thursday arrivals) or November 4, 2015 (for Friday arrivals) Check-in: 2:00 p.m. (or after)

Departure: November 6, 2016 Time: 10:00 a.m.

Cost for Thursday arrivals: \$207.00 Cost for Friday arrivals: \$137.00

Cost includes:

- Quad rooms

- All Meals (all bedding is provided by the retreat center)

(Thursday arrival: dinner, Friday: breakfast/lunch/dinner, Saturday: breakfast/lunch/dinner, Sunday: breakfast)

(Friday arrival: dinner, Saturday: breakfast/lunch/dinner, Sunday: breakfast)

- Sewing Space

You may also bring reading materials to sit by the fire, hiking boots to go exploring or just to mingle with fellow quilters getting to know them. This is a very fun and relaxed time for you. Come and enjoy!

Feel free to ask me any questions or to let me know if you are going.

Karen von Phul

Retreat Coordinator



Quilting cartoons provided by Nanci Vaughn

